



## COUNTY OF SAN JOAQUIN

### DEPARTMENT OF PUBLIC WORKS

P.O. BOX 1810-1810 E. HAZELTON AVENUE  
STOCKTON, CALIFORNIA 95201  
(209) 468-3000  
FAX # (209) 468-9324

Permit No: **PS-1603125**  
Date Issued: 11/28/2016  
Exp. Date: 11/28/2017

Project No: PWP110005  
APN No: 17706003

## DRIVEWAY ENCROACHMENT PERMIT

To: MAXWELL, PHILLIP & KRISTINE  
733 E DUDLEY RD  
FRENCH CAMP CA 95231-9656

**Location:** SOUTH SIDE DUDLEY RD EAST OF FRENCH CAMP RD

In compliance with your request of **09/30/2016**, and subject to all the terms, conditions and restrictions written below or printed as general or special provisions on any part of this form.

Permission is hereby granted to construct Two driveway w/o pipe shown on  
Permit Application No. PS-1603125 Quad: SE

Jobsite shall be kept in a safe condition at all times by removing daily any excess dirt or debris which might be a hazard to pedestrian and/or vehicular traffic. Adequate lights, signs and barricades shall be placed and maintained by the Permittee for the protection of the public in accordance with the current Caltrans Standard Specifications.

A(n) ( ) inside diameter per section 62 of the current Caltrans Standard Specifications, ALTERNATIVE PIPE AND PIPE ARCH CULVERTS, shall be installed in roadside drainage ditch for drainage flow maintenance and shall be of sufficient length to clear toe of approach fill or headwalls.

The entire area of driveway approach(es), include flares for turning and /or paved frontage(s), from the edge of roadway pavement to right-of-way (front property) line shall be surfaced with a two inch (2") minimum of asphalt concrete over a (4 inch) minimum of compacted layer of three-quarter inch (3/4") maximum size aggregate base material (road gravel) conforming to Class 2 Aggregate Base specified in Section 26 of the current Caltrans Standard Specification, or with a four inch (4") minimum of portland cement concrete.

If portland cement concrete pavement is installed, expansion joints shall be provided at the edge of pavement and along property line. Surface grades of approach(es) and/or to open ends of pipe. No ponding or puddles on pavement surface shall be allowed.

**The field Engineering Division of this office shall receive no less than forty-eight(48) hours notice prior to beginning of any work within the County right-of-way. After completion of the work permitted herein, all debris, lumber, barricades or any excess material shall be removed and the jobsite left in a neat workmanlike condition. The Permittee shall fill out and mail notice of completion provided by Grantor.**

**Driveway(s) shall be complete prior to occupancy of the residence,  
but not to exceed expiration date.**

Kris Balaji, Director  
Department of Public Works

By   
Permit section

FORMS: SS/WW,R-29



## ENCROACHMENT PERMIT GENERAL PROVISIONS

13-1.

1. This permit is issued under and subject to all laws and ordinances of agencies governing the encroachment herein permitted. See the following references:  
STREETS AND HIGHWAYS CODE  
1. Division 1, Chapter 3  
2. Division 2, Chapter 2, Section 942  
3. Division 2, Chapter 4, Section 1126  
4. Division 2, Chapter 5.5 and Chapter 6  
  
SAN JOAQUIN COUNTY ORDINANCES NUMBERED: 324, 441, 648, 662, 672, 695, 700, 860, 892, 3359, and 3675.
2. It is understood and agreed by the Permittee that the performance of any work under this permit shall constitute an acceptance of all the provisions contained herein and failure on the Permittee's part to comply with any provision will be cause for revocation of this permit. Except as otherwise provided for public agencies and franchise holders, this permit is revocable on five days notice.
3. All work shall be done subject to the supervision of and the satisfaction of the grantor. The Permittee shall at all times during the progress of the work keep the County Highway in as neat and clean condition as is possible and upon completion of the work authorized herein, shall leave the County Highway in a thoroughly neat, clean and usable condition.
4. The Permittee also agrees by the acceptance of this permit to properly maintain any encroachment structure placed by the Permittee on any part of the County Highway and to immediately repair any damage to any portion of the highway, which occurs as a result of the maintenance of the said encroachment structure, until such time as the Permittee may be relieved of the responsibility for such maintenance by the County of San Joaquin.
5. The Permittee also agrees by the acceptance of this permit to make, at its own expense, such repairs as may be deemed necessary by the County Department of Public Works.
6. It is further agreed by the Permittee that whenever construction, reconstruction or maintenance work upon the highway is necessary, the installation provided for herein shall, upon request of the County Department of Public Works, be immediately moved or removed by and at the sole expense of the Permittee.
7. No material used for fill or backfill in the construction of the encroachment shall be borrowed or taken from within the County right of way.
8. All work shall be planned and carried out with as little inconvenience as possible to the traveling public. No material shall be stacked within eight feet (8') of the edge of the pavement or traveled way unless otherwise provided herein. Adequate provision shall be made for the protection of the traveling public. Traffic control standards shall be utilized including barricades; approved signs and lights; and flagmen, as required by the particular work in progress.
9. The Permittee, by the acceptance of this permit, shall assume full responsibility for all liability for personal injury or damage to property which may arise out of the work herein permitted or which may arise out of the failure of the part of the Permittee to properly perform the work provided under this permit. In the event any claim of such liability is made against the County of San Joaquin or any department, official or employee thereof, the Permittee shall defend, indemnify, and hold each of them harmless for such claim.
10. All backfill material is to be moistened as necessary and thoroughly compacted with mechanical means. If required by the County Director of Public Works, such backfill shall consist of gravel or crushed rock. The Permittee shall maintain the surface over structures placed hereunder as may be necessary to insure the return of the roadway to a completely stable condition and until relieved of such responsibility by the County Department of Public Works. Wherever a gravel, crushed rock or asphalt surface is removed or damaged in the course of work related to the permitted encroachment, such material shall either be separately stored and replaced in the roadway as nearly as possible in its original state or shall be replaced in kind, and the roadway shall be left in at least as good a condition as it was before the commencement of operations of placing the encroachment structure.
11. Whenever it becomes necessary to secure permission from abutting property owners for the proposed work, such authority must be secured by the Permittee prior to starting work.
12. The current and future safety and convenience of the traveling public shall be given every consideration in the location and methods of construction utilized.
13. The Permittee is responsible for the preservation of survey monuments located within the area of work herein permitted. Prior to the start of construction, survey monuments that potentially may be disturbed shall be located and referenced by a Licensed Land Surveyor, and a Corner Record filed with the County Surveyor. Any Survey Monuments disturbed during the course of construction shall be reestablished by a Licensed Land Surveyor and another Corner Record filed with the County Surveyor. (Land Surveyors' Act Section 8771)
14. Prior to any excavation, the Permittee shall notify USA North (Underground Service Alert of Northern California and Nevada) at 811 or 800-227-2600 forty-eight (48) hours in advance.



COUNTY OF SAN JOAQUIN  
DEPARTMENT OF PUBLIC WORKS

Date: 9-30-16

Received By: TC

DRIVEWAYS AND PAVED FRONTAGES  
PERMIT APPLICATION

CR#: 57649

APPLICANT

Name: PHILLIP MAXWELL  
Address: 745 E DUDLEY RD  
City, State, Zip Code: FRENCH CAMP CA 95231  
Area Code - Telephone Number: 209-481-0380

SITE INFORMATION:

Parcel Owner's Name: PHILLIP MAXWELL  
Site Address: 745 E DUDLEY RD  
City, State, Zip Code: FRENCH CAMP CA 95231  
Area Code - Telephone Number: 209-481-0380

CONTRACTOR

Name: OWNER BUILDER  
Address: (SAME)  
City, State, Zip Code: (SAME)  
Area Code - Telephone Number: (SAME)

OFFICE USE ONLY

JOB #: 11005 ISSUE DATE: \_\_\_\_\_  
APN: 17706003 FEE DUE: \_\_\_\_\_  
EXP. DATE: \_\_\_\_\_ DRIVEWAYS: \_\_\_\_\_  
STREET: Dudley \*  
AREA: French Camp QUAD 56 \*  
TYPE: Res \*  
FORMS: SSWH R17  
NOTES: \_\_\_\_\_

DRIVEWAY

TYPE:	QUANTITY	WIDTHS
AGRICULTURE:		@FRONTAGE
COMMERCIAL:		
INDUSTRIAL:		@ R/W
RESIDENCE:	<u>2</u>	


PAVED FRONTAGE

LENGTH: \_\_\_\_\_ Ft. X WIDTH: \_\_\_\_\_ Ft.

The undersigned hereby applies for permission to excavate, construct and/or otherwise encroach on County Highway Right-of-Way on the S side of Dudley approximately \_\_\_\_\_ feet/mile E of French Camp Rd, by installing \_\_\_\_\_

Work will commence on or about \_\_\_\_\_ for approximately \_\_\_\_\_ days.


SKETCH (Separate sheet may be submitted)



Will this project be self-installed? \_\_\_\_\_ YES \_\_\_\_\_ NO Contractor's License \_\_\_\_\_

THE APPLICANT HEREBY CERTIFIES:

1. That he/she has read all the provisions of this application, and that the description included in this application are correct to the best of his/her knowledge; and
2. That he/she is the owner of the respective property, or is qualified to represent the owner; and
3. That he/she will assume full responsibility for all liability for persons; injury or damage to property which may arise out of the work described above, or which may arise out of his/her failure to do the work provided herein; and
4. That in the event any claim of such liability is made against the County of San Joaquin or any department, official or employee thereof, he shall defend, indemnify and hold them and each of them harmless for such claim; and
5. That work shall be performed by the applicant and/or any representative of the application in the County Right-of-Way at the above indicated site with a valid San Joaquin County Encroachment Permit; and
6. That if permission is granted as requested, he agrees to do the work described in accordance with all terms, condition and restriction of this and any attached sheet, included as general or special provisions.

  
Signature of Applicant Title

9-30-16  
Date

=====FIELD INSPECTION COMMENTS=====  
EXISTING CONDITIONS.

1. DRIVEWAY: None ☒ Dirt ☐ Gravel ☐ Aggregate Base ☐ Paved (poor) ☐ Paved (good) ☐
2. SLOPING: Away from Pavement ☐ Towards Pavement ☐ Flat ☒
3. PIPES: None ☒ Existing - Type \_\_\_\_\_  
Other pipes in neighborhood: Yes ☐ No ☒ Approaches ☐ Cross Drain ☐ Size \_\_\_\_\_
4. HEADWALL: Yes ☐ No ☒
5. ASPHALT CONCRETE DIKE: Yes ☐ No ☒
6. BARRIERS: along Right-of-Way \_\_\_\_\_
7. DITCH: Yes ☐ No ☒ If Yes: V Style ☐ 2 Point ☐ Other ☐ Width \_\_\_\_\_ Depth \_\_\_\_\_

=====PERMITS REQUIREMENTS=====

1. DRIVEWAY: SFR ☒ Commercial ☐ Agriculture ☐ Industrial ☐  
Paved with 2 "Min Depth A.C. over 4 "Min Depth 3/4" A.B. over

Notes: \_\_\_\_\_

2. PIPES: Length of Pipe Required N/A Ft. and Diameter of Pipe \_\_\_\_\_ inch(es)  
To be connected to any adjacent driveway pipe Yes ☐ No ☒  
Drainage Inlet Required Yes ☐ No ☒  
Total Length: \_\_\_\_\_ (with proposed) Total Number of Storm Drain Inlets: \_\_\_\_\_

Notes: \_\_\_\_\_

3. HEADWALL: Yes ☐ No ☒
4. PAVED FRONTAGE: Paved with \_\_\_\_\_ "Min Depth A.C. over \_\_\_\_\_ "Min Depth 3/4" A.B.  
Measuring \_\_\_\_\_ Feet in length and \_\_\_\_\_ Feet in width

=====FEES=====

Driveway Encroachment Permit base fee \$135.00

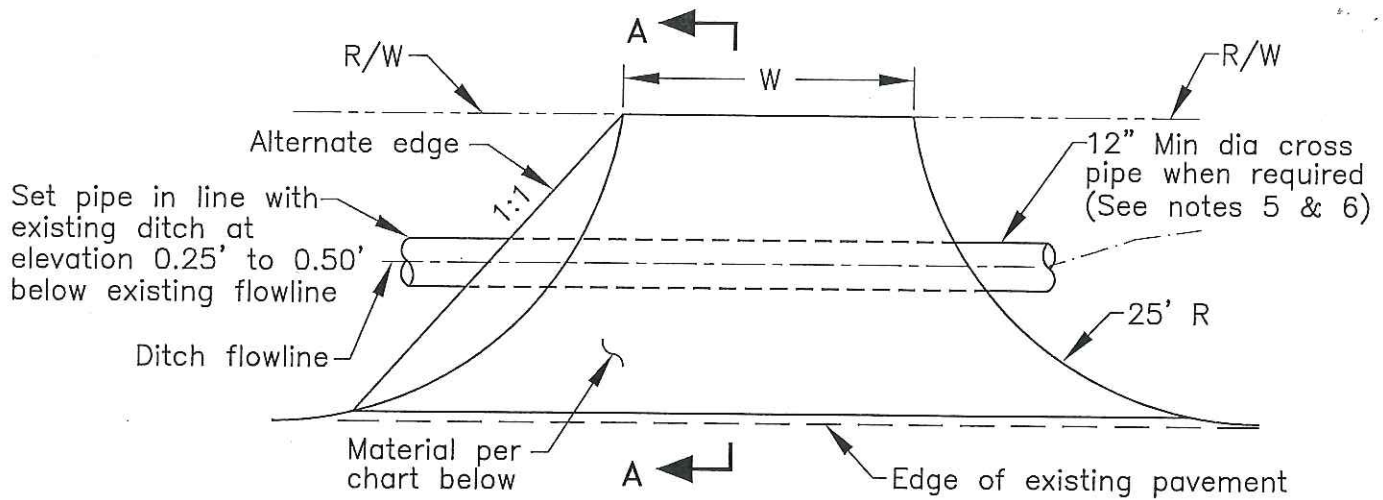
Field Inspection

☐ Driveway w/ or w/o pipe \$121.00  
☐ Driveway w/box Culvert \$181.00

☐ Paved Frontage \$116.00 + 0.53/ft.  
☐ Curb, Gutter, Sidewalk \$121.00 + 1.16/ft.

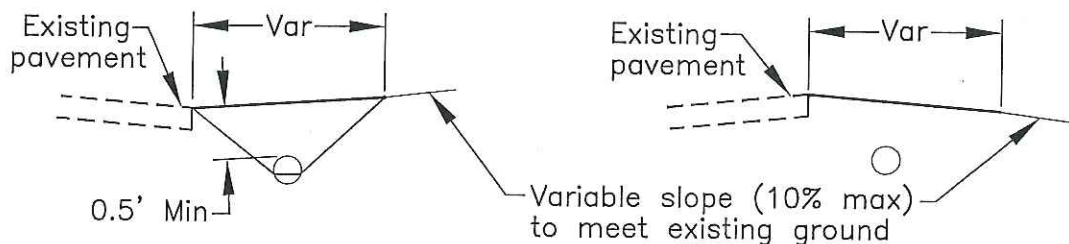






## RURAL DRIVEWAY


TYPE	W		STRUCTURAL SECTION AC/AB(Min)	PCC (Min)
	(Min)	(Max)		
Rural Residential	12'	25'	2" <sub>AC</sub> /4" <sub>AB</sub>	4"
Commercial, Agricultural and Industrial	15'	40'	2" <sub>AC</sub> /6" <sub>AB</sub>	6"



## SECTION A-A

### NOTES:

1. Flowline of pipe shall be a min of 3" below ditch flowline and a max of 1/2 the diameter of the pipe, below ditch flowline.
2. At an intersection, no driveway shall be placed within 30' of the point of intersection of the master planned R/W lines.
3. Driveways shall be at right angles to the street.
4. Circle driveways are to be no closer than 75' between centers (residential) or 80' between centers (commercial).
5. When cross pipe is used, it shall extend a minimum of 3' past the toe of fill slopes of the driveway, all fill shall be compacted to 95% relative compaction. Maximum fill slope 2:1.
6. Pipes shall be Class 2 (min) RCP, or 0.079" Galvanized Corrugated Steel pipe, the size varies according to the hydraulic requirement.
7. Fire access roads and driveways shall comply with the San Joaquin County Fire Chiefs Association, fire access road standards.



## DRIVEWAYS - TYPE D & E FOR AGRICULTURAL AND RURAL

COUNTY OF SAN JOAQUIN  
DEPARTMENT OF PUBLIC WORKS

Approved by:

*Thomas M. Hall*

No.	Revision	Description	Date

Date: DEC 2014

Std. Dwg. No.

**R-17**



## GENERAL PROVISIONS

### GOVERNING INSTALLATION OF SUBSURFACE STRUCTURES AND PIPELINES WITHIN COUNTY ROAD-RIGHTS-OF-WAY

#### PUBLIC CONVENIENCE AND SAFETY:

- A. Before obstructing any private driveway entrance or County road traveled way with a trench, spoil bank, equipment or other barrier permitted for any prolonged period of time, the Permittee shall notify the known users of the respective thoroughfare(s) involved, and shall provide access for vehicular and pedestrian traffic to and from the road.
  1. Unless otherwise permitted, all work shall be conducted in such a manner that no less than one lane of the existing County road traveled way will be maintained open to public traffic during working hours in a smooth and safe riding condition(s). Two lanes shall be open after working hours.
  2. In cases where road closure is permitted, the permission to close the road will be granted under the condition that the Permittee notify the following persons and/or agencies of the time, the period of closure, and the detour route at least twenty-four (24) hours prior to said road closure.
    - a. The County of San Joaquin Public Works Department
    - b. The County of San Joaquin Sheriff's Office
    - c. The local postal service
    - d. The local fire district
    - e. The local school district
    - f. The local residents involved
- B. Should hazardous conditions relative to the installation operations warrant flagmen, as many capable flagmen as may be necessary shall be provided by the Permittee and stationed in advance of work to warn and direct traffic.
- C. Lights, signs and barricades shall be furnished, erected and maintained by the Permittee for the adequate warning and convenience of the public, with particular attention to be taken in this regard after dark.
- D. Any excess dirt and/or debris which might be a hazard to either automobile or pedestrian traffic, uncontrollable by lights, signs and barricades, shall be removed from the jobsite daily.

#### STRUCTURES:

- A. Walls of structures shall be such quality and strength that they will resist all pressures and will not crack or be deformed in such a way as to create a hazard or maintenance problem at any time. Therefore, the minimum structural requirements for concrete pipe placed under county road rights-of-way shall conform to the following American Association of State Highway and Transportation Officials (AASHTO) designations.
  1. For concrete pipe up to and including thirty-three inches (33") inside diameter, extra strength concrete conforming to AASHTO Designation M 170M.
  2. For concrete pipe thirty-six inches (36") inside diameter and larger, reinforced concrete pipe conforming to AASHTO Designation M 170M Class III.
  3. Plastic pipe conforming to AASHTO Designation M294.
- B. All concrete pipe joints with County road rights-of-way shall be sealed against leakage and/or infiltration with rubber gasket in conformance with Section 65-1:06 of the California Standard Specifications, or with other methods as may be permitted under the Special Provisions.
- C. Cast-in-place concrete pipe, vitrified clay pipe, spiral welded steel pipe, or corrugated aluminum alloy pipe shall not be installed within the County road rights-of-way unless specifically so stated in the Special Provisions, and only under the conditions as provided.
- D. All structures to be buried within the County rights-of-way shall be set at such elevations as to allow minimum coverage of thirty inches (30") to the centerline of the roadways and twelve inches (12") at the bottoms of borrow ditches each side of the roadways. The depths of structures shall be established below a flat plane extending across the rights-of-way, no part of which shall extend above the elevations stated above; manholes, lampholes, valves, etc. not included. Future surface elevations shall be anticipated as nearly as possible and structure elevations shall be established for future adjustments accordingly.
- E. The County hereby reserves the right to specify in the Special Provisions the gage and surface treatment of any galvanized corrugated metal pipe that is to be installed.
- F. All longitudinal utility facilities are to be established (and dimensioned on sketches) from surveyed centerline of road right-of-way, not from right-of-way (border) lines.

#### REPAIRS OF THE COUNTY RIGHT-OF-WAY:

- A. All excavations shall be backfilled and compacted immediately after work therein has been completed.
- B. Trenched shall not be left open farther than 300 feet in advance of pipe laying operations, or 200 feet to the rear thereof, unless otherwise permitted by the Engineer.
- C. Unless otherwise permitted under the Special Provisions, backfill shall be placed and mechanically compacted in such a manner that the relative compaction throughout the entire fill within the County road right-of-way shall conform to the percentages of compaction as shown on the Trench detail.
- D. Backfill material shall be placed in horizontal uniform layers not to exceed in thickness, before compaction, 0.67 foot in the bedding region, one foot where 90% compaction is required, and two feet where 80% compaction is required.
- E. No portion of the excavation(s) shall be compacted by ponding or jetting unless a maintenance bond is provided.
- F. Gravel backfill material shall be utilized only where specifically so stated on the face of the permit. It shall be compacted by means of a high-frequency internal vibrator, the compactor to be a size and type approved by the Engineer. Points of compaction shall not be greater than 18" centers and to the full depth of the lift.
- G. All pavements, curbs, gutters, sidewalks, borrow ditches, pipes, head walls, road signs, trees, shrubbery, and/or other permanent road facilities impaired by or as a result of construction operations at the construction site(s) occupied by materials and/or equipment, shall be restored immediately upon backfilling of the excavation to the original grades and cross sections, and to a condition as good as, or better than existing prior to construction.
- H. All surfacing materials of roadways and driveway approaches cut or damaged by or as a result of construction operations, shall be replaced within ONE WEEK following the backfilling of excavation, weather permitting, with compacted layers of surfacing materials at least as thick as the existing, and no less than two inches (2") of asphalt concrete over six inches (6") of aggregate base, both as specified below.
  1. Asphalt Concrete: Combined mineral aggregate shall conform to the quality and gradation requirements for Type "B" one-half inch (1/2) maximum aggregate, coarse or medium gradation as specified in Section 39 of the California Standard Specifications. The bituminous binder to be mixed with mineral aggregate shall be paving asphalt having (Grade PG 64-10), unless otherwise directed by the Engineer. Placement of asphalt concrete surfacing shall conform to the applicable provisions of Section 39 of the California Standard Specifications.
  2. Aggregate Base: Combined mineral aggregates shall conform to the quality and the grading for three-quarter inch (3/4") maximum size aggregate Class 2 Aggregate Base specified in Section 26 of the California Standard Specifications.
- I. Before acceptance of repairs to the County road rights-of-way, all unsightly and detrimental dirt, dust and/or debris shall be removed and the construction areas left in a neat and presentable condition(s).
  1. If necessary, County road traveled way and driveway pavements shall be washed with water to remove dirt and dust.
  2. Driveway approaches and field entrance pavements damaged by equipment or spoil banks shall be repaired as directed by the Engineer.
- J. Upon request by the County, any settlement, sagging of surface, or cracking of pavement shall be repaired immediately by and at the sole expense of the Permittee for a period of one year following acceptance of the work.

## SPECIAL PROVISIONS

### Winter Weather Utility Work

---

1. **SUPERVISION:** The utility company (permittee) shall furnish full-time supervision of all work to insure compliance with the permit provision.
2. **START OF WORK:** No work within the County right-of-way shall be started until the utility company representative has made an evaluation of weather conditions and has determined the work can be accomplished under the provisions of the permit.
3. **CLEAN PAVEMENT:** Dirt and mud shall not be deposited on the pavement outside the area of work, and if inadvertently tracked onto the road travel way shall be removed immediately.
4. **DAILY RESTORATION:** Private driveways and road intersections shall be restored daily.
5. **WEATHER-TIGHT CONDITIONS:** All trenches shall be filled and compacted, ditches and other drainage facilities regarded and opened, and the entire work area restored to weather-tight condition prior to any rain.